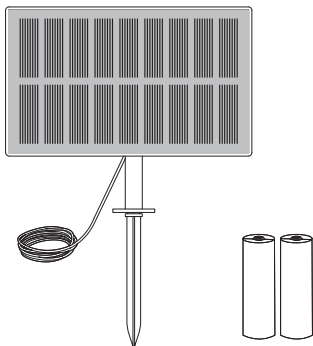


USER MANUAL

Solar Panel Kit

(Ni-MH Batteries Included for Timer)



Model No.: EA0501



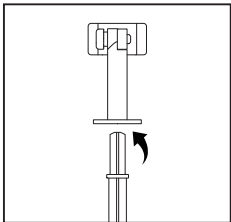
Email
service@rainpointonline.com



Hotline
US: +1 833-381-5659
DE: +49 800-182-0576
UK: +44 20-4628-3036

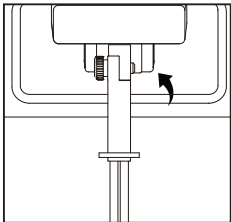
1. INSTALLATION

1.1 Ground Stake Installation



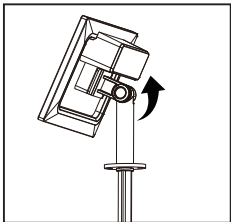
Step 1:

Assemble the two sections of the ground stake.



Step 2:

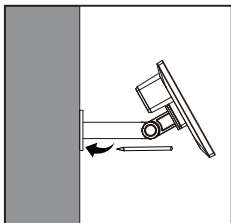
Insert the assembled ground stake into the slot at the bottom of the device.



Step 3:

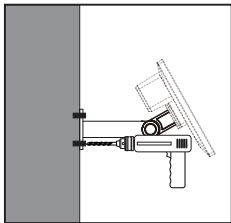
Adjust the tilt angle of the solar panel, then tighten the adjustment bolt to secure it.

1.2 Wall-Mount Installation



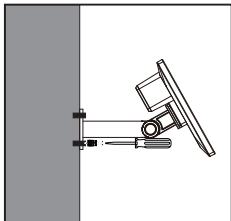
Step 1:

Mark the positions of the mounting holes on the wall.



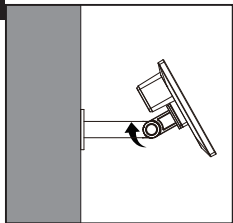
Step 2:

Drill holes at the marked positions.



Step 3:

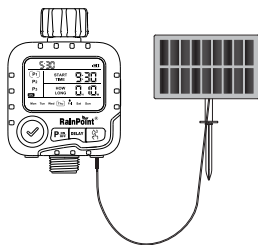
Insert the wall anchors into the holes, then fasten the screws to secure the bracket.



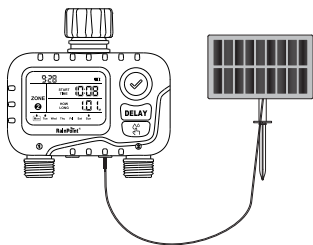
Step 4:

Adjust the tilt angle of the solar panel, then tighten the adjustment bolt to secure it.

2. COMPATIBLE RAINPOINT TIMERS




ITV156



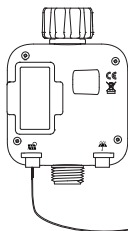
ITV256

Usage:

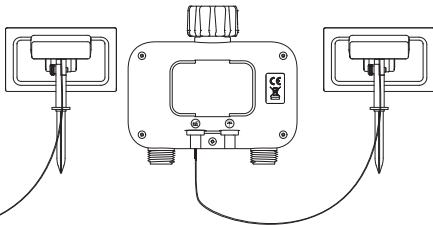
1. Flip open the sealed battery compartment cover on the timer and insert the two included AA Ni-MH rechargeable batteries.

- Locate the DC connection port marked with the  icon on the bottom of the timer. Open the waterproof cap and plug the connector into the port.


Note: When the solar panel is not in use, reinstall the waterproof plug to protect the port.





ITV156

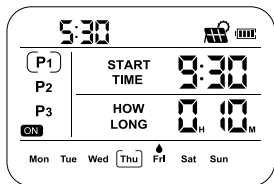


ITV256

- Place the solar panel in a sunny location. The timer display will show the  icon.

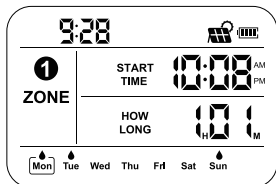
If the batteries are not fully charged, the  icon will flash, indicating that the batteries are being charged.

Once the batteries are fully charged, the  icon will stop flashing.



ITV156

Solar Panel Connected Display



ITV256

Solar Panel Connected Display

3. TROUBLESHOOTING

ISSUE	POSSIBLE CAUSE	SOLUTION
The batteries do not charge or charge slowly.	The solar panel is installed in a shaded location.	Install the solar panel in an open area with sufficient sunlight and no obstructions.
	The solar panel is covered by leaves, dust, or other debris.	Clean the surface of the solar panel regularly.
	Non-rechargeable batteries are installed instead of the included Ni-MH rechargeable batteries.	Replace the batteries with the included Ni-MH rechargeable batteries.

4. WARRANTY POLICY

RainPoint provides a 1-year warranty against manufacturing defects in materials and workmanship from the date of purchase. During the warranty period, products found to be defective under normal use and service, as determined solely by RainPoint, will be replaced free of charge.

To request warranty service, email your order ID to service@rainpointonline.com. A response will be provided within 24 hours on working days.

5. CUSTOMER SUPPORT

For setup difficulties, search "**RainPoint**" on YouTube to view installation videos. If the required information is not found in this user manual or if further assistance is needed, contact customer support before returning the product to the store. The local customer support team will provide a solution within 24 hours on working days and may arrange a replacement or refund where applicable.

For efficient support, please provide the following information:

- Order number
- LOT NO. of the device
- Brief description of the problem

Contact information:

US Hotline: +1 833-381-5659

DE Hotline: +49 800-182-0576

UK Hotline: +44 20-4628-3036

Email: service@rainpointonline.com

EC REP

NAME: VIAJE ELECTRONIC COMPANY LIMITED

ADDRESS: E588, 13 ADELAIDE ROAD, DUBLIN, D02 P950, IRELAND

EMAIL: VIAJEELE@outlook.com

UK REP

NAME: SUJE ELECTRONIC COMPANY LIMITED

ADDRESS: S211 92a Bury Old Road, Manchester, England, M45 6TQ

EMAIL: SUJEELECTRONIC@outlook.com

Manufacturer/Hersteller/Fabricant/Produttore/Fabricante:

FUJIAN BALDR TECHNOLOGY CO.,LTD

ADDRESS/ADRESSE/ADRESSE/INDIRIZZO/DIRECCIÓN:

Floor 3, Building 2, No.71 Yangqi Road, Fuwan Industrial Area,
Cangshan District, Fuzhou, China. 350008

EMAIL:service@rainpointonline.com

